



(Photo Shown With Available Options)

The Hip Roof Style
We Customize Roof Styles to Match You

Base Price Includes

| | |
|--------------|---|
| Installation | Fully Constructed on your site or Delivered (within a limited radius) |
| Walls | 7" Stud @ 16" OC |
| Siding | Primed 3/8" Smartside T-1-11 8" OC Siding (Vertical Grooves) |
| Door | 4' Standard Wood Double Door (With Keyed Door Latch) |

| | |
|---------------------|-------------------------------|
| Floors | Wooden 3/4" Tongue & Groove |
| Roof Pitch | 8/12 |
| Overhangs | 4" Overhang All Around |
| Shingles | Architectural Oakridge Series |
| Moisture Protection | #15 Roofing Felt |

| Size | Starting At |
|-------|-------------|
| 8x8 | \$4,195 |
| 8x10 | \$4,770 |
| 8x12 | \$5,340 |
| 8x16 | \$6,755 |
| 10x10 | \$5,605 |
| 10x12 | \$5,580 |
| 10x16 | \$6,785 |
| 10x20 | \$8,105 |
| 12x12 | \$6,510 |

| Size | Starting At |
|-------|-------------|
| 12x16 | \$8,140 |
| 12x20 | \$9,780 |
| 12x24 | \$11,415 |
| 12x28 | \$13,050 |
| 12x32 | \$14,685 |
| 16x26 | \$14,684 |
| 16x28 | \$15,814 |
| 16x30 | \$16,944 |
| 16x32 | \$18,073 |

*Delivery & Sales Tax Calculated at Time of Purchase (Mountain/Foothills charges may apply)
**Shed sizes 4'x6' wide includes a 3' Single Standard Wood Door (With Keyed Door Latch)
***All sizes are nominal

The Manchester
An Elegant Storage Solution

Base Price Includes

| | |
|--------------|---|
| Installation | Fully Constructed on your site or Delivered (within a limited radius) |
| Walls | 6" Stud @ 16" OC |
| Siding | Primed 3/8" Smartside T-1-11 8" OC Siding (Vertical Grooves) |
| Door | 4' Standard Wood Double Door (With Keyed Door Latch) |
| Dormer | Rounded Arch |

| | |
|---------------------|-------------------------------|
| Floors | Wooden 3/4" Tongue & Groove |
| Roof Pitch | 10/12 |
| Overhangs | 8" Soffit Overhang |
| Shingles | Architectural Oakridge Series |
| Moisture Protection | #15 Roofing Felt |

| Size | Starting At |
|-------|-------------|
| 8x16 | \$8,465 |
| 10x16 | \$9,335 |
| 10x20 | \$11,670 |
| 10x24 | \$14,005 |
| 12x16 | \$10,865 |

| Size | Starting At |
|-------|-------------|
| 12x20 | \$13,580 |
| 12x24 | \$16,315 |
| 12x28 | \$19,040 |
| 12x32 | \$21,730 |
| 12x34 | \$23,089 |

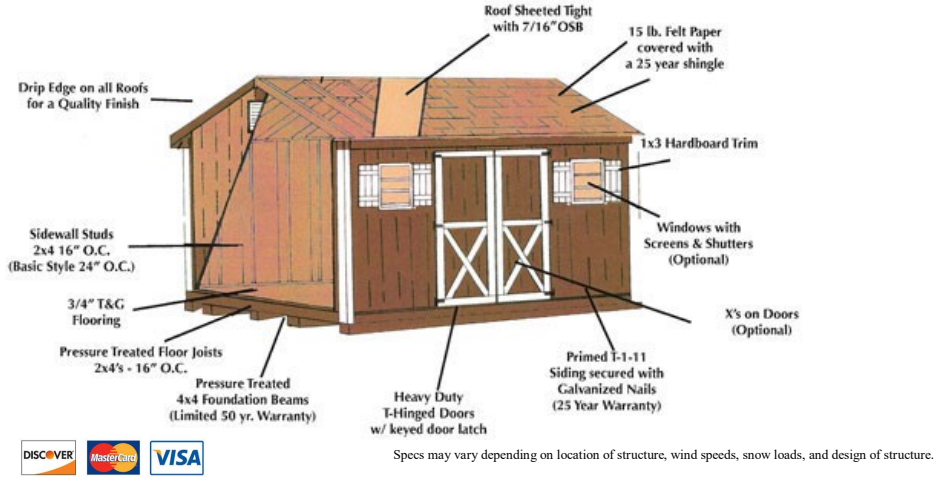
*Delivery & Sales Tax Calculated at Time of Purchase (Mountain/Foothills charges may apply)
**Shed sizes 4'x6' wide include a 3' Single Standard Wood Door (With Keyed Door Latch)
***All sizes are nominal -Prices subject to change without notice

Additional Options:

| | |
|--|-------------------------------|
| Anchor - Installation & Material | \$85 Each |
| Anchor - Material | \$65 Each |
| Cupola | Custom Pricing |
| Door - Decorations - "X" | \$25.00 Per Door |
| Door - Long Black Heavy Duty Hinges | \$18.95 Each |
| Door - Unstained Wood - Double - 5ft - Rounded Top - 6-Lite - Keyed Door Latch | \$625.00 |
| Door - Fiberglass - Single - 60.5x72 - Keyed Door Latch | \$225.00 |
| Door - Fiberglass - Single - 60.5x72 - 4 Light - Keyed Door Latch | \$325.00 |
| Door - Fiberglass - Single - 60.5x72 - 9 Light - Keyed Door Latch | \$325.00 |
| Door - Fiberglass - Single - 60.5x72 - Arched 9 Light - Keyed Door Latch | \$345.00 |
| Door - Fiberglass - Double - 60.5x72 - Keyed Door Latch | \$450.00 |
| Door - Fiberglass - Double - 60.5x72 - 4 Light - Keyed Door Latch | \$650.00 |
| Door - Fiberglass - Double - 60.5x72 - 9 Light - Keyed Door Latch | \$650.00 |
| Door - Fiberglass - Double - 60.5x72 - Arched 9 Light - Keyed Door Latch | \$690.00 |
| Door - Pine (unstained) - Double - 4ft - Keyed Door Latch | \$225.00 |
| Door - Pine (unstained) - Single - 3ft - Keyed Door Latch | \$170.00 |
| Door - Wooden - Double - 4ft - Keyed Door Latch | \$125.00 |
| Door - Wooden - Double - 6ft - Keyed Door Latch | \$195.00 |
| Door - Wooden - Dutch Split - 3ft - Keyed Door Latch | \$125.00 |
| Door - Wooden - Single - 3ft - Keyed Door Latch | \$95.00 |
| Door - Wooden - Single - 4ft - Keyed Door Latch | \$125.00 |
| Door - Steel - Single - 3ft - Keyed Door Latch | \$350.00 |
| Door - Steel - Single - 3ft - Keyed Door Latch (With Glass) | \$425.00 |
| Door - Key Latch (Material) | \$14.25 |
| Door - Steel Plate - 3ft Single Door | \$95.00 |
| Door - Steel Plate - 5ft Double Door | \$175.00 |
| Floor - Joist - (12" On Center) | \$3.00 Per Sq Ft |
| Floor - Wooden - Pressure Treated | \$4.00 Per Sq Ft |
| Flower Box - Wooden | \$55 |
| Loft | \$8 Per Sq Ft |
| Loft - Pull Down Stairs | \$595.00 |
| Peg Board Panel | \$4.50 Per Sq Ft |
| Paint - Labor (Customer Provides Paint) | 10% Building Cost (\$450 Min) |
| Alum. Ramp - 3ft Wide x 42" Long | \$ 450.00 |
| Alum. Ramp - 4ft Wide x 42" Long | \$ 550.00 |

| | |
|-------------------------------------|----------------|
| Alum. Ramp - 5ft Wide x 42" Long | \$ 595.00 |
| Alum. Ramp - 6ft Wide x 42" Long | \$ 695.00 |
| Storage - Shelves - 16" Depth | \$9 Per Foot |
| Storage - Workbench - 24" Depth | \$12 Per Foot |
| Shutters - Wooden (Non-Operational) | \$55 Per Set |
| Skylight - 14"x22" | \$95.00 |
| Skylight - 22"x46" | \$195.00 |
| Skylight - 50sq.in. - Vented | \$75.00 |
| Vent - Classic - 12"x15" | \$45.00 |
| Vent - Ridge | \$15.00 |
| Vent - Round - 6" | \$20.00 |
| Vent - Square - 4"x16" | \$15.00 |
| Vent - Square - 8"x16" | \$20.00 |
| Vent - Turbine - 14" | \$125.00 |
| Wall Height - 7ft | \$3.25 sq. ft |
| Wall Height - 8ft | \$5 .00 sq. ft |
| Weathervane - 24" - Black | Custom Pricing |
| Weathervane - 30" - Painted | Custom Pricing |
| Weathervane - 30" - Painted Bronze | Custom Pricing |
| Window - Crank Out - 18"x23" | \$65.00 |
| Window - Crank Out - 36"x23" | \$85.00 |

| | |
|--|----------|
| Window - Half Moon - 14" - With Grids - Non-Insulated | \$75.00 |
| Window - Half Moon - 30" - With Grids - Non-Insulated | \$75.00 |
| Window - Octagon - 14" - With Grids - Non-Insulated | \$45.00 |
| Window - Octagon - 18" - With Grids - Non-Insulated | \$55.00 |
| Window - Round - 10" - With Grids - Non-Insulated | \$50.00 |
| Window - Single Hung - 14"x21" - With Grids - Non-Insulated | \$65.00 |
| Window - Single Hung - 24"x27" - With Grids - Non-Insulated | \$98.00 |
| Window - Single Hung - 24"x36" - With Grids - Non-Insulated | \$150.00 |
| Window - Single Hung - 24"x36" - Without Grids - Insulated | \$395.00 |
| Window - Slider - 3' x4' - Without Grids - Insulated | \$425.00 |
| Window - Slider - 36"x36" - Without Grids - Insulated | \$350.00 |
| Window - Slider - 4' x3' - Without Grids - Insulated | \$425.00 |
| Window - Slider - 4' x4' - Without Grids - Insulated | \$495.00 |
| Window - Square - 12"x12" - With Grids - Non-Insulated | \$50.00 |
| Window - Transom - 18"x10" | \$75.00 |
| Window - Transom - 23"x10" | \$85.00 |
| Window - Transom - 29"x10" | \$95.00 |
| Window - 30"x36" - Carriage - Unstained Wood - No Screen | \$395.00 |
| Window - 30"x37" - Carriage - Unstained Wood - Rounded Top - No Screen | \$395.00 |



Specs may vary depending on location of structure, wind speeds, snow loads, and design of structure.

RMSB, Inc is a Locally Owned Business

A 50% Deposit is required to place an order w/ balance due upon completion. RMSB, Inc. does not obtain necessary building permits or home owners association approval. RMSB, Inc. will provide customized building plans drawn to scale for customer after a shed order is placed, for additional fees. If order is cancelled due to Building Dept. issues in any County or City or by Customer's Home Owner's Association, or if order is cancelled before or after construction has begun, RMSB Inc will retain no less then \$500 and any costs incurred by RMSB, Inc., or any of its suppliers, subcontractors, architects, or any cost incurred up to cancellation of customer or denial by Building Dept. Customer is responsible to check with both the local building and home owners association for your property requirements. Prices subject to change without notice. Mountain/Foothill surcharges may apply. Onsite builds available within a certain radius. A 2' perimeter is required around construction for onsite builds. RMSB, Inc can set sheds in place after construction for additional fees. Customer is responsible to purchase a shed size that fits appropriately. A level and flat site is required.



www.rmstoragebarns.com (970) 454-3677



Office & Display Lot 245 E Collins Street Eaton, Co 80615
Display Lot 12625 N 107th Street Longmont, Co 80504

Custom Structures



Freight & Sales Tax Calculated at Time of Purchase. Prices subject to change without notice.

“Reclaim Your Garage Buy A Storage Shed!”



(Photo Shown With Available Options)

The Basic Style

Our Most Economical Shed

| Base Price Includes | | | |
|---------------------|---|---------------------|---------------------------------|
| Floor | Skids– 4x4 PT Floor Skids - 2x4 24 OC Wooden 3/4" OSB Tongue & Groove | Trim | Primed 1x3 |
| Walls | 6'6" Wall Height– 2x4 -24" OC | Roof | 4/12 Pitch 7/16 OSB Sheeting |
| Siding | Primed 3/8" Smartside T-1-11 8" OC Siding (Vertical Grooves) | Overhang | None |
| Door | 4' Standard Wood Double Door (With Keyed Door Latch) | Shingles | Architectural |
| | | Moisture Protection | #15 Roofing Felt |

***Delivery & Sales Tax Calculated at Time of Purchase** (Mountain/Foothills charges may apply)
****Shed sizes 4'&6' wide includes a 3' Single Standard Wood Door (With Keyed Door Latch)**
*****All sizes are nominal - Onsite Build Available for Additional Fees (within a limited radius) - No Kits**

| Size | Starting At | Size | Starting At |
|------|-------------|-------|-------------|
| 8x8 | \$2,805 | 8x15 | \$4,445 |
| 8x10 | \$3,160 | 10x10 | \$3,825 |
| 8x12 | \$3,515 | 10x12 | \$4,280 |



(Photo Shown With Available Options)


The Barn Style

An Unique Barn Style Roof

| Base Price Includes | | | |
|---------------------|---|---------------------|----------------------|
| Floor | Skids– 4x4 PT Floor Skids - 2x4 24 OC Wooden 3/4" OSB Tongue & Groove | Trim | Primed 1x3 |
| Walls | 4' Wall Height– 2x4 –16" OC | Roof Style | Gambrel Style Roof |
| Siding | Primed 3/8" Smartside T-1-11 8" OC Siding (Vertical Grooves) | Overhang | 12" on One Gable End |
| Door | 4' Standard Wood Double Door (With Keyed Door Latch) | Shingles | Architectural |
| | | Moisture Protection | #15 Roofing Felt |

***Delivery & Sales Tax Calculated at Time of Purchase** (Mountain/Foothills charges may apply)
****Shed sizes 4'&6' wide includes a 3' Single Standard Wood Door (With Keyed Door Latch)**
*****All sizes are nominal- Onsite Build Available for Additional Fees (within a limited radius) - No Kits**

| Size | Starting At | Size | Starting At |
|------|-------------|-------|-------------|
| 8x8 | \$3,550 | 10x10 | \$5,600 |
| 8x10 | \$4,400 | 10x12 | \$6,720 |
| 8x12 | \$5,280 | 10x14 | \$7,840 |



(Photo Shown With Available Options)


The Standard Style

A Traditional Model w/ Roof Overhang

| Base Price Includes | | | |
|---------------------|---|---------------------|---------------------------------|
| Floor | Skids– 4x4 PT Floor Skids - 2x4 16 OC Wooden 3/4" OSB Tongue & Groove | Trim | Primed 1x3 |
| Walls | 6'6" Wall Height– 2x4 –16" OC | Roof Pitch | 4/12 Pitch 7/16 OBS Sheeting |
| Siding | Primed 3/8" Smartside T-1-11 8" OC Siding (Vertical Grooves) | Overhang | 4" |
| Door | 4' Standard Wood Double Door (With Keyed Door Latch) | Shingles | Architectural |
| | | Moisture Protection | #15 Roofing Felt |

***Delivery & Sales Tax Calculated at Time of Purchase** (Mountain/Foothills charges may apply)
****Shed sizes 4'&6' wide includes a 3' Single Standard Wood Door (With Keyed Door Latch)**
*****All sizes are nominal - Onsite Build Available for Additional Fees (within a limited radius) - No Kits**

| Size | Starting At | Size | Starting At |
|-------|-------------|-------|-------------|
| 8x8 | \$3,320 | 12x24 | \$9,165 |
| 8x10 | \$3,670 | 12x28 | \$10,390 |
| 8x12 | \$4,025 | 16x20 | \$10,835 |
| 8x16 | \$4,990 | 16x24 | \$12,925 |
| 10x10 | \$4,230 | 16x26 | \$14,005 |
| 10x12 | \$4,790 | 16x28 | \$15,080 |
| 10x16 | \$5,600 | 16x30 | \$16,160 |
| 10x20 | \$6,570 | 16x32 | \$17,233 |
| 12x12 | \$5,500 | 16x34 | \$18,311 |
| 12x16 | \$6,725 | 16x36 | \$19,390 |
| 12x18 | \$7,335 | 16x38 | \$20,460 |
| 12x20 | \$7,945 | 16x40 | \$21,542 |



(Photo Shown With Available Options)

The Barn Grande

Has a Great Space for a Loft Area

| Base Price Includes | | | |
|---------------------|---|---------------------|------------------------|
| Floors | Skids– 4x4 PT Floor Skids - 2x4 24 OC Wooden 3/4" OSB Tongue & Groove | Trim | 1x3 Primed |
| Walls | 6'6" Wall Height– 2x4 –16" OC | Roof Style | Gambrel Style Roof |
| Siding | Primed 3/8" Smartside T-1-11 8" OC Siding (Vertical Grooves) | Overhang | 16" on One Gambrel End |
| Door | 4' Standard Wood Double Door (With Keyed Door Latch) | Shingles | Architectural |
| | | Moisture Protection | #15 Roofing Felt |

***Delivery & Sales Tax Calculated at Time of Purchase** (Mountain/Foothills charges may apply)
****Shed sizes 4'&6' wide includes a 3' Single Standard Wood Door (With Keyed Door Latch)**
*****All sizes are nominal- Onsite Build Available for Additional Fees (within a limited radius) - No Kits**

| Size | Starting At | Size | Starting At |
|-------|-------------|-------|-------------|
| 8x16 | \$6,550 | 12x24 | \$14,400 |
| 10x12 | \$6,465 | 12x26 | \$15,600 |
| 10x16 | \$7,850 | 12x28 | \$16,800 |
| 10x20 | \$9,800 | 12x32 | \$19,200 |
| 10x24 | \$11,760 | 16x20 | \$17,280 |
| 12x12 | \$7,200 | 16x24 | \$20,735 |
| 12x16 | \$9,600 | 16x28 | \$24,190 |
| 12x20 | \$12,000 | 16x32 | \$27,640 |



(Photo Shown With Available Options)

The Alpine Style

A Premier & Charming Style

| Base Price Includes | | | |
|---------------------|---|---------------------|------------------|
| Floor | Skids– 4x4 PT Floor Skids - 2x4 16 OC Wooden 3/4" OSB Tongue & Groove | Trim | Primed 1x3 |
| Walls | 6'6" Wall Height– 2x4 –16" OC | Roof Pitch | 6/12 |
| Siding | Primed 3/8" Smartside T-1-11 8" OC Siding (Vertical Grooves) | Overhang | 9" |
| Door | 4' Standard Wood Double Door (With Keyed Door Latch) | Shingles | Architectural |
| | | Moisture Protection | #15 Roofing Felt |

***Delivery & Sales Tax Calculated at Time of Purchase** (Mountain/Foothills charges may apply)
****Shed sizes 4'&6' wide includes a 3' Single Standard Wood Door (With Keyed Door Latch)**
*****All sizes are nominal- Onsite Build Available for Additional Fees (within a limited radius) - No Kits**

| Size | Starting At | Size | Starting At |
|-------|-------------|-------|-------------|
| 8x8 | \$3,810 | 12x32 | \$14,070 |
| 8x10 | \$4,380 | 12x36 | \$15,825 |
| 8x12 | \$4,930 | 16x20 | \$12,320 |
| 8x16 | \$6,030 | 16x24 | \$14,260 |
| 10x10 | \$5,090 | 16x26 | \$15,450 |
| 10x12 | \$5,725 | 16x28 | \$16,640 |
| 10x20 | \$9,540 | 16x30 | \$17,830 |
| 12x16 | \$8,270 | 16x32 | \$19,015 |
| 12x20 | \$9,815 | 16x34 | \$20,204 |
| 12x24 | \$11,340 | 16x36 | \$21,340 |
| 12x28 | \$11,880 | 16x38 | \$22,580 |



(Photo Shown With Available Options)

The Dutch Barn Style

A Classic American Style

| Base Price Includes | | | |
|---------------------|---|---------------------|-----------------------------|
| Floor | Skids– 4x4 PT Floor Skids - 2x4 24 OC Wooden 3/4" OSB Tongue & Groove | Trim | Primed 1x3 |
| Siding | Primed 3/8" Smartside T-1-11 8" OC Siding (Vertical Grooves) | Roof Style | Gambrel Style Roof |
| Doors | 4' Standard Wood Double Door (With Keyed Door Latch) 3' Single Standard Wood Door (With Keyed Door Latch) | Overhang | 6" |
| Dormer | Over Single Door | Shingles | Architectural |
| | | Moisture Protection | #15 Roofing Felt |
| | | wall | 5' wall Height– 2x4 –16" OC |

***Delivery & Sales Tax Calculated at Time of Purchase** (Mountain/Foothills charges may apply)
****Shed sizes 4'&6' wide includes a 3' Single Standard Wood Door (With Keyed Door Latch)**
*****All sizes are nominal- Onsite Build Available for Additional Fees (within a limited radius) - No Kits**

| Size | Starting At | Size | Starting At |
|-------|-------------|-------|-------------|
| 8x12 | \$8,230 | 12x12 | \$10,175 |
| 8x16 | \$9,350 | 12x16 | \$11,200 |
| 10x12 | \$9,010 | 12x20 | \$12,845 |
| 10x16 | \$10,215 | 12x24 | \$14,575 |
| 10x20 | \$11,430 | 12x26 | \$14,604 |



(Photo Shown With Available Options)

The Alpine Chalet Style

A Cute Victorian Style Shed

| Base Price Includes | | | |
|---------------------|---|---------------------|------------------|
| Floor | Skids– 4x4 PT Floor Skids - 2x4 16 OC Wooden 3/4" OSB Tongue & Groove | Trim | Primed 1x3 |
| Walls | 6'6" Wall Height– 2x4 –16" OC | Roof Pitch | 8/12 |
| Siding | Primed 3/8" Smartside T-1-11 8" OC Siding (Vertical Grooves) | Overhangs | 9" |
| Door | 3' Standard Wooden Single Door (With Keyed Door Latch) | Shingles | Architectural |
| | | Moisture Protection | #15 Roofing Felt |

***Delivery & Sales Tax Calculated at Time of Purchase** (Mountain/Foothills charges may apply)
****Shed sizes 4'&6' wide includes a 3' Single Standard Wood Door (With Keyed Door Latch)**
*****All sizes are nominal- Onsite Build Available for Additional Fees (within a limited radius) - No Kits**

| Size | Starting At | Size | Starting At |
|-------|-------------|-------|-------------|
| 8x8 | \$5,495 | 12x24 | \$12,665 |
| 8x10 | \$5,905 | 12x28 | \$14,395 |
| 8x12 | \$6,455 | 12x32 | \$15,935 |
| 8x16 | \$7,750 | 12x36 | \$17,465 |
| 10x10 | \$6,455 | 16x20 | \$13,850 |
| 10x12 | \$7,550 | 16x24 | \$14,480 |
| 10x16 | \$7,940 | 16x28 | \$17,310 |
| 10x20 | \$8,630 | 16x30 | \$18,835 |
| 12x12 | \$8,185 | 16x32 | \$20,090 |
| 12x16 | \$9,795 | 16x34 | \$21,350 |
| 12x20 | \$11,340 | 16x36 | \$22,602 |



(Photo Shown With Available Options)

The Lean-To Style

Place Next To Existing Buildings

| Base Price Includes | | | |
|---------------------|---|---------------------|--------------------|
| Floor | Skids– 4x4 PT Floor Skids - 2x4 16 OC Wooden 3/4" OSB Tongue & Groove | Trim | 1x3 Primed |
| Walls | 7' Wall Height Sloping to Short Wall 2x4 16" OC | Roof Pitch | 2/12 |
| Siding | Primed 3/8" Smartside T-1-11 8" OC Siding (Vertical Grooves) | Overhangs | None |
| Door | 4' Standard Wood Double Door (With Keyed Door Latch) | Shingle | Architectural |
| | | Moisture Protection | Ice & Water Shield |

***Delivery & Sales Tax Calculated at Time of Purchase** (Mountain/Foothills charges may apply)
****Shed sizes 4'&6' wide includes a 3' Single Standard Wood Door (With Keyed Door Latch)**
*****All sizes are nominal- Onsite Build Available for Additional Fees (within a limited radius) - No Kits**

| Size | Starting At | Size | Starting At |
|-------|-------------|-------|-------------|
| 8x8 | \$3,320 | 12x28 | \$10,390 |
| 8x10 | \$3,670 | 12x32 | \$11,905 |
| 8x12 | \$4,025 | 12x36 | \$13,035 |
| 8x16 | \$4,990 | 16x20 | \$10,835 |
| 10x10 | \$4,230 | 16x24 | \$12,925 |
| 10x12 | \$4,790 | 16x26 | \$14,150 |
| 10x16 | \$5,600 | 16x28 | \$15,240 |
| 10x20 | \$6,570 | 16x30 | \$16,324 |
| 12x12 | \$5,500 | 16x32 | \$17,413 |
| 12x16 | \$6,725 | 16x34 | \$18,501 |
| 12x18 | \$7,335 | 16x36 | \$19,590 |
| 12x20 | \$7,945 | 16x38 | \$20,680 |
| 12x24 | \$9,165 | 16x40 | \$21,770 |



(Photo Shown With Available Options)

The Greenhouse Style

A Perfect Potting & Gardening Shed

| Base Price Includes | | | |
|---------------------|---|---------------------|------------------|
| Floor | Skids– 4x4 PT Floor Skids - 2x4 16 OC Wooden 3/4" OSB Tongue & Groove | Trim | Primed 1x3 |
| Walls | 7' Wall Height Sloping to Short Wall 2x4 16" OC | Roof Slope | 10/12 |
| Siding | Primed 3/8" Smartside T-1-11 8" OC Siding (Vertical Grooves) | Overhang | 4" |
| Door | 3' Standard Wood Single Door (With Keyed Door Latch) | Shingles | Architectural |
| | | Moisture Protection | #15 Roofing Felt |

***Delivery & Sales Tax Calculated at Time of Purchase** (Mountain/Foothills charges may apply)
****Shed sizes 4'&6' wide includes a 3' Single Standard Wood Door (With Keyed Door Latch)**
*****All sizes are nominal- Onsite Build Available for Additional Fees (within a limited radius) - No Kits**

| Size | Starting At | Size | Starting At |
|-------|-------------|-------|-------------|
| 8x8 | \$3,885 | 10x20 | \$8,610 |
| 8x10 | \$4,605 | 12x12 | \$6,965 |
| 8x12 | \$5,005 | 12x16 | \$8,680 |
| 8x16 | \$6,295 | 12x18 | \$9,530 |
| 10x10 | \$5,250 | 12x20 | \$10,390 |
| 10x12 | \$6,005 | 12x24 | \$12,465 |
| 10x16 | \$7,230 | 12x26 | \$13,505 |



(Photo Shown With Available Options)

The Cape Style

A Shed with Character & Style

| Base Price Includes | | | |
|---------------------|---|---------------------|---------------------|
| Floor | Skids– 4x4 PT Floor Skids - 2x4 24 OC Wooden 3/4" OSB Tongue & Groove | Trim | Primed 1x3 |
| Walls | 6'6" Wall Height– 2x4 –16" OC | Roof Pitch | 8/12 |
| Siding | Primed 3/8" Smartside T-1-11 8" OC Siding (Vertical Grooves) | Overhang | 2' on One Eave Side |
| Door | 4' Standard Wood Double Door (With Keyed Door Latch) | Shingles | Architectural |
| | | Moisture Protection | #15 Roofing Felt |

***Delivery & Sales Tax Calculated at Time of Purchase** (Mountain/Foothills charges may apply)
****Shed sizes 4'&6' wide includes a 3' Single Standard Wood Door (With Keyed Door Latch)**
*****All sizes are nominal- Onsite Build Available for Additional Fees (within a limited radius) - No Kits**

| Size | Starting At | Size | Starting At |
|-------|-------------|-------|-------------|
| 8x8 | \$3,400 | 12x28 | \$14,170 |
| 8x10 | \$4,625 | 12x32 | \$15,905 |
| 8x12 | \$5,295 | 12x36 | \$17,640 |
| 8x16 | \$5,965 | 16x20 | \$14,195 |
| 10x10 | \$5,440 | 16x24 | \$16,470 |
| 10x12 | \$6,190 | 16x28 | \$19,150 |
| 10x16 | \$7,455 | 16x30 | \$20,485 |
| 10x20 | \$9,145 | 16x32 | \$21,862 |
| 12x12 | \$7,270 | 16x34 | \$23,230 |
| 12x16 | \$8,980 | 16x36 | \$24,595 |
| 12x18 | \$9,845 | 16x38 | \$25,961 |
| 12x20 | \$10,710 | 16x40 | \$27,330 |
| 12x24 | \$12,440 | | |



(Photo Shown With Available Options)

The Noble Flair

A Modern Storage Solution

| Base Price Includes | | | |
|---------------------|---|---------------------|---------------------|
| Floor | Skids– 4x4 PT Floor Skids - 2x4 16 OC Wooden 3/4" OSB Tongue & Groove | Trim | Primed 1x3 |
| Walls | 6'6" Wall Height– 2x4 –16" OC | Roof Style | 8/12 Flared Roof |
| Siding | Primed 3/8" Smartside T-1-11 8" OC Siding (Vertical Grooves) | Overhang | 6" Gable 8" Eave |
| Door | 4' Standard Wood Double Door (With Keyed Door Latch) | Shingles | Architectural |
| | | Moisture Protection | #15 Roofing Felt |

***Delivery & Sales Tax Calculated at Time of Purchase** (Mountain/Foothills charges may apply)
****Shed sizes 4'&6' wide includes a 3' Single Standard Wood Door (With Keyed Door Latch)**
*****All sizes are nominal- Onsite Build Available for Additional Fees (within a limited radius) - No Kits**

| Size | Starting At | Size | Starting At |
|-------|-------------|-------|-------------|
| 8x8 | \$4,430 | 12x12 | \$6,995 |
| 8x10 | \$4,650 | 12x20 | \$9,590 |
| 8x12 | \$5,145 | 12x24 | \$10,865 |
| 10x12 | \$5,950 | 12x28 | \$12,160 |
| 10x16 | \$7,270 | 12x32 | \$13,320 |
| 10x20 | \$8,460 | | |



(Photo Shown With Available Options)

The Carriage Style

An Attractive Roof Style

| Base Price Includes | | | |
|---------------------|---|---------------------|----------------------------------|
| Floor | Skids– 4x4 PT Floor Skids - 2x4 24 OC Wooden 3/4" OSB Tongue & Groove | Trim | Primed 1x3 |
| Walls | 92 5/8" Wall Height– 2x4 –16" OC | Roof Pitch | 7/12 to 6/12 |
| Siding | Primed 3/8" Smartside T-1-11 8" OC Siding (Vertical Grooves) | Overhang | 2' on Front 6" on Three Sides |
| Door | 4' Standard Wood Double Door (With Keyed Door Latch) | Shingles | Architectural |
| | | Moisture Protection | #15 Roofing Felt |

***Delivery & Sales Tax Calculated at Time of Purchase** (Mountain/Foothills charges may apply)
****Shed sizes 4'&6' wide includes a 3' Single Standard Wood Door (With Keyed Door Latch)**
*****All sizes are nominal- Onsite Build Available for Additional Fees (within a limited radius) - No Kits**

| Size | Starting At | Size | Starting At |
|-------|-------------|-------|-------------|
| 8x10 | \$4,775 | 10x18 | \$8,535 |
| 8x12 | \$5,445 | 12x12 | \$7,420 |
| 8x16 | \$6,115 | 12x16 | \$9130 |
| 10x10 | \$5,590 | 12x20 | \$10,860 |
| 10x12 | \$6,340 | 12x24 | \$12,590 |
| 10x16 | \$7,605 | 16x20 | \$14,345 |

Custom Sizing Available

5 Year Limited Warranty

